

Water Vents

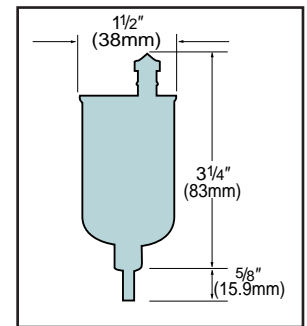
How to Select Water Vents

Model Number	Radiator	Convector	Mains	Built-in Vacuum Check	Maximum Operating Pressure psig (bar)	Remarks
77	X	X			50 (3.5)	Small Systems
78			X	X	150 (10.3)	High Pressure
79			X	X	75 (5.2)	Low Pressure
790		X			30 (2.1)	Small Systems
791		X	X		50 (3.5)	Small Systems
792			X		250 (17.3)	Cast Iron Body
550		X			100 (6.9)	Air Chamber
500	X	X			50 (3.5)	Moisture Type

Model 77 Part No. 401497

Water Vent Valve

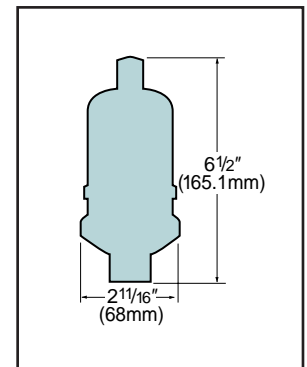
- For efficient releasing of air in hydronic heating systems, such as baseboard radiators, convector radiators and small heating units
- 1/8" (4mm) NPT straight shank
- Maximum operating pressure 50 psig (3.5 bar)*
- Maximum temperature 240°F (116°C)



Model 78 Part No. 401485

Water Main Vent Valve

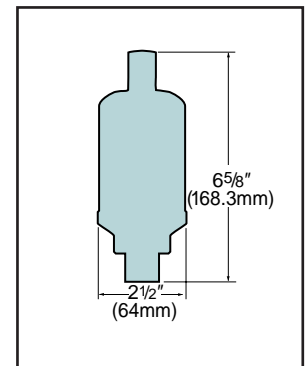
- For use on high pressure hot or cold water or glycol mains and process applications with specific gravity greater than 0.7
- Cast brass body
- Tapped at top for 1/8" (4mm) NPT safety drain connection for discharging moisture
- Body unscrews for easy cleaning
- Built-in Check Valve
- 3/4" (20mm) NPT straight shank
- Maximum operating pressure 150 psig (10.3 bar)*
- Maximum hydrostatic pressure 450 psig (31.1 bar)
- Maximum temperature 250°F (121°C)



Model 79 Part No. 401488

Water Main Vent Valve

- For use on hot or cold or glycol water mains and process applications with specific gravity greater than 0.7
- Tapped at top for 1/8" (4mm) NPT safety drain connection for discharging moisture
- Removable top
- Built-in Check Valve
- 1/2" (15mm) NPT female and 3/4" (20mm) NPT male straight shank
- Maximum operating pressure 75 psig (5.2 bar)*
- Maximum hydrostatic pressure 200 psig (13.8 bar)
- Maximum temperature 250°F (121°C)



*Drop away pressure (maximum pressure against which the vent can open).

Vents